

Boutique Fixed No Mullion Awning Windows

Single Glazed

Code Prefix: WAAW Suite: BTP, FNM

Size Code		03	04	06	09	12	15	18	21	24	27	30	32	36	40	42	48
	O/A Reveal Size (mm)	330	450	610	850	1210	1450	1810	2170	2410	2710	3010	3250	3610	4000	4210	4810
05	514																
09	854																
10	1027																
12	1200																
14	1372																
15	1543																
18	1800																
20	2057																
21	2110																
23	2315																
24	2370																
27	2700																
30	3000																
40	4000																

 Not Available

Boutique Fixed No Mullion Awning Windows

Double Glazed

Code Prefix: WAAW Suite: BTP, FNM

Size Code		03	04	06	09	12	15	18	21	24	27	30	32	36	40	42	48
	O/A Reveal Size (mm)	330	450	610	850	1210	1450	1810	2170	2410	2710	3010	3250	3610	4000	4210	4810
05	514																
09	854																
10	1027																
12	1200																
14	1372																
15	1543																
18	1800																
20	2057																
21	2110																
23	2315																
24	2370																
27	2700																
30	3000																
40	4000																


- Available with any Glass Combination up to 18mm overall

 Not Available

Boutique Fixed One Mullion Awning Windows

Single Glazed

Code Prefix: WAAW Suite: BTP, 1FM

Size Code		06	09	12	15	18	21	24	27	30	32	36	40	42	48	60
	O/A Reveal Size (mm)	610	850	1210	1450	1810	2170	2410	2710	3010	3250	3610	4000	4210	4810	6000
05	514															
09	854															
10	1027															
12	1200															
14	1372															
15	1543															
18	1800															
20	2057															
21	2110															
23	2315															
24	2370															
27	2700															
30	3000															
40	4000															


 Not Available

Boutique Fixed One Mullion Awning Windows

Double Glazed

Code Prefix: WAAW Suite: BTP, 1FM

Size Code	O/A Reveal Size (mm)	06	09	12	15	18	21	24	27	30	32	36	40	42	48	60
05	514	610	850	1210	1450	1810	2170	2410	2710	3010	3250	3610	4000	4210	4810	6000
09	854															
10	1027															
12	1200															
14	1372															
15	1543															
18	1800															
20	2057															
21	2110															
23	2315															
24	2370															
27	2700															
30	3000															
40	4000															



- Available with any Glass Combination up to 18mm overall

 Not Available

Boutique Fixed Two Mullion Awning Windows

Single Glazed

Code Prefix: WAAW Suite: BTP, 2FM

Size Code		12	15	18	21	24	27	30	32	36	40	42	48	52	60
	O/A Reveal Size (mm)	1210	1450	1810	2170	2410	2710	3010	3250	3610	4000	4210	4810	5290	6000
05	514														
09	854														
10	1027														
12	1200														
14	1372														
15	1543														
18	1800														
20	2057														
21	2110														
23	2315														
24	2370														
27	2700														
30	3000														
40	4000														

 Not Available

Boutique Fixed Two Mullion Awning Windows

Double Glazed

Code Prefix: WAAW Suite: BTP, 2FM

Size Code		15	18	21	24	27	30	32	36	40	48	60
	O/A Reveal Size (mm)	1450	1810	2170	2410	2710	3010	3250	3610	4000	4810	6000
05	514											
09	854											
10	1027											
12	1200											
14	1372											
15	1543											
18	1800											
20	2057											
21	2110											
23	2315											
24	2370											
27	2700											
30	3000											
40	4000											


- Available with any Glass Combination up to 18mm overall

Not Available

Boutique Fixed Three Mullion Awning Windows

Single Glazed

Code Prefix: WAAW Suite: BTP, 3FM

Size Code		15	18	21	24	27	30	32	36	40	42	48	52	60
	O/A Reveal Size (mm)	1450	1810	2170	2410	2710	3010	3250	3610	4000	4250	4810	5290	6000
05	514													
09	854													
10	1027													
12	1200													
14	1372													
15	1543													
18	1800													
20	2057													
21	2110													
23	2315													
24	2370													
27	2700													
30	3000													
40	4000													

 Not Available

Boutique Fixed Three Mullion Awning Windows

Double Glazed

Code Prefix: WAAW Suite: BTP, 3FM

Size Code		15	18	21	24	27	30	32	36	40	42	48	60
	O/A Reveal Size (mm)	1450	1810	2170	2410	2710	3010	3250	3610	4000	4210	4810	6000
05	514												
09	854												
10	1027												
12	1200												
14	1372												
15	1543												
18	1800												
20	2057												
21	2110												
23	2315												
24	2370												
27	2700												
30	3000												
40	4000												

- Available with any Glass Combination up to 18mm overall

 Not Available

Boutique Heavy Duty Fixed No Mullion Windows

Double Glazed Only, VIC & Sth NSW Only

Code Prefix: WAAW Suite: BHD, FNM – N2

Size Code		12	15	18	21	24	27	30	36	42	48
	O/A Reveal Size (mm)	1210	1450	1810	2170	2410	2710	3010	3610	4210	4811
12	1200										
14	1372										
15	1543										
18	1800										
21	2110										
24	2370										
27	2660										
30	3000										
40	4000										

- Available with 6mm/6mm or 8mm/8mm Glass Combination up to 24mm overall including air gap
- **Available in VIC & Sth NSW Only**


 Not Available

Boutique Heavy Duty Fixed One Mullion Windows

Double Glazed Only, VIC & Sth NSW Only

Code Prefix: WAAW Suite: BHD, 1FM – N2

Size Code		27	30	36	42	48	53	60
	O/A Reveal Size (mm)	2710	3010	3610	4210	4811	5290	6010
14	1372							
15	1543							
18	1800							
21	2110							
24	2370							
27	2660							




- Available with 6mm/6mm or 8mm/8mm Glass Combination up to 24mm overall including air gap
- **Available in VIC & Sth NSW Only**

 Not Available

Standard Shaped Windows

Ellipse Windows

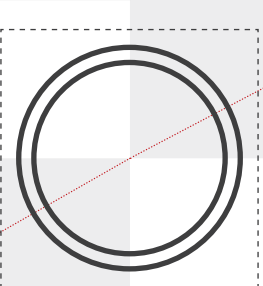
Code Prefix: WAEL05


Size Code			12	15	16	17	18
	O/A Reveal (mm)		1278	1518	1753	1778	1878
	O/A Alum (mm)		1210	1450	1685	1710	1810
05	515	515					

- All Ellipse windows have an Offset reveal set up for Plaster Return
- Elliptical windows can be coupled to Awning or Sliding Windows, each light is made as a separate product then close coupled and revealed as a single product
- Elliptical windows can be coupled to Aluminium or Timber Door Frames, each light is made as a separate product then coupled as a reveal to reveal coupling
- Only available in the above Standard sizes
- Overall reveal size dependent on the product it is coupled to
- Available in Double Glazing

Full Circle Windows

Code Prefix: WAFC

Size Code		06	09
	O/A Reveal (mm)	670	970
06	670		
09	970		

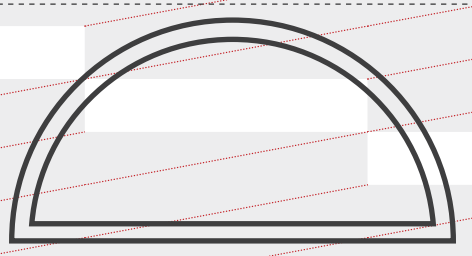
- All Full Circle windows come in a square box frame complete with flashing
- All Full Circle windows have an Offset reveal set up for Plaster Return
- Only available in these standard sizes
- Available in Double Glazing
-  Not Available

Standard Shaped Windows

Radius Windows

Code Prefix: WARD

Size Code			06	09	12	15	16	18
	O/A Reveal (mm)		678	918	1278	1518	1749	1878
		O/A Alum	610	850	1210	1450	1681	1810
05	339	305						
05	459	425						
06	639	605						
07	725	725						
09	875	840						
09	939	905						



- All Radius windows have an Offset reveal set up for Plaster Return
- Radius windows can be coupled to Awning or Sliding windows, each light is made as a separate product then close coupled and revealed as a single product
- Radius windows can be coupled to Aluminium or Timber Door Frames, each light is made as a separate product then coupled as a reveal to reveal coupling
- Only available in the above Standard sizes
- Overall reveal size dependent on the product it is coupled to
- Double Glazing option for all available sizes above

 Not Available

Boutique Fixed No Mullion Windows

Lineage Collection - Loft Series

Code Prefix: WAAW Colonial Bar Pattern: Loft

Size Code		06	09	12	15	18	21	24	27	30	36
O/A Reveal Size (mm)		610	850	1210	1450	1810	2170	2410	2710	3010	3610
05	514										
09	854										
10	1027										
12	1200										
14	1372										
15	1543										
18	1800										
20	2057										
23	2315										




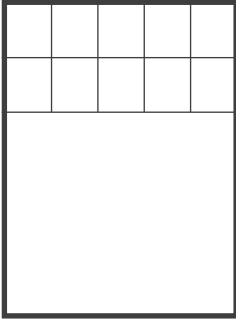
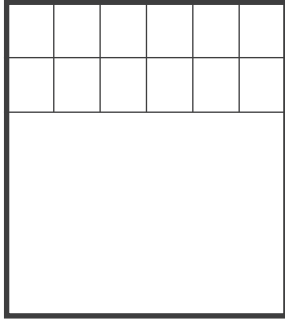
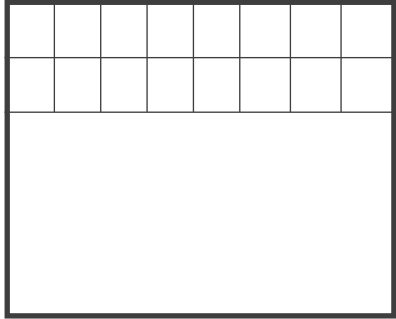
Please Note: Visible glass area between bars can vary in size across the same product, depending on product type, size and configuration. Speak to your A&L sales representative to find out more.

Boutique Fixed No Mullion Windows


Lineage Collection – Newport Series

Code Prefix: WAAW Colonial Bar Pattern: Newport

Double

Size Code		06	09	12	15	18	21	24	27	30	36
	O/A Reveal Size (mm)	610	850	1210	1450	1810	2170	2398	2704	3010	3610
10	1027										
12	1200										
14	1372										
15	1543										
18	1800										
20	2057										
23	2315										

Please Note: Visible glass area between bars can vary in size across the same product, depending on product type, size and configuration. Speak to your A&L sales representative to find out more.

 Custom size, available upon request





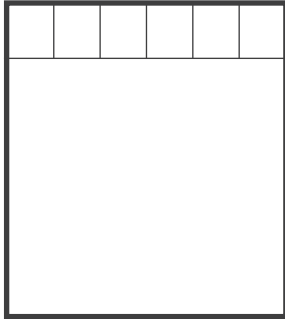
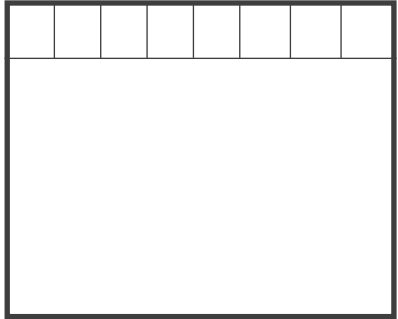
Please Note: Size charts are provided as a guide only, images may not reflect the exact proportions of the product you specify. Images represent the external view of the product and refer to A&L's standard offering for N2 areas. Specific size limitations or alternative options may be applicable for other wind categories or account customer specific ranges. The A&L website Terms of Use apply to this document. JWALNAT0546/0223 February 2023.

Boutique Fixed No Mullion Windows

Lineage Collection – Newport Series

Code Prefix: WAAW Colonial Bar Pattern: Newport

Single

Size Code	O/A Reveal Size (mm)	06	09	12	15	18	21	24	27	30	36
		610	850	1210	1450	1810	2170	2398	2704	3010	3610
09	854										
10	1027										
12	1200										
14	1372										
15	1543										
18	1800										
20	2057										
23	2315										

Please Note: Visible glass area between bars can vary in size across the same product, depending on product type, size and configuration. Speak to your A&L sales representative to find out more.

 Custom size, available upon request

Please Note: Size charts are provided as a guide only, images may not reflect the exact proportions of the product you specify. Images represent the external view of the product and refer to A&L's standard offering for N2 areas. Specific size limitations or alternative options may be applicable for other wind categories or account customer specific ranges. The A&L website Terms of Use apply to this document. JWALNAT0546/0223 February 2023.



Boutique Fixed No Mullion Windows

Lineage Collection – Gatsby Series

Code Prefix: WAAW Colonial Bar Pattern: Gatsby

Size Code		06	09	12	15	18	21	24	27	30	36
	O/A Reveal Size (mm)	610	850	1210	1450	1810	2170	2410	2710	3010	3610
05	514										
09	854										
10	1027										
12	1200										
14	1372										
15	1543										
18	1800										
20	2057										
23	2315										



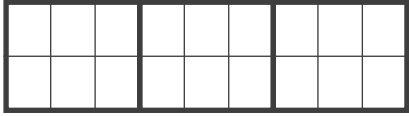


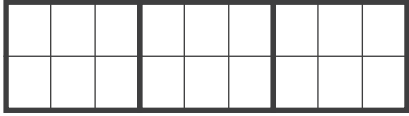







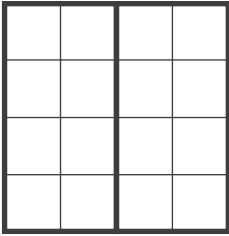


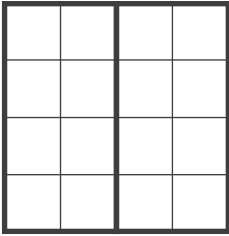


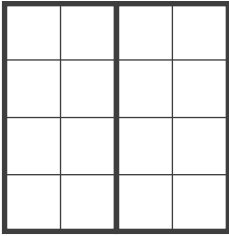

Please Note: Visible glass area between bars can vary in size across the same product, depending on product type, size and configuration. Speak to your A&L sales representative to find out more.

Please Note: Size charts are provided as a guide only, images may not reflect the exact proportions of the product you specify. Images represent the external view of the product and refer to A&L's standard offering for N2 areas. Specific size limitations or alternative options may be applicable for other wind categories or account customer specific ranges. The A&L website Terms of Use apply to this document. JWALNAT0546/0223 February 2023.

Boutique Fixed One Mullion Windows

Lineage Collection - Loft Series

Code Prefix: WAAW Colonial Bar Pattern: Loft

Size Code		06	09	12	15	18	21	24	27	30	36
O/A Reveal Size (mm)		610	850	1210	1450	1810	2170	2410	2710	3010	3610
05	514										
09	854										
10	1027										
12	1200										
14	1372										
15	1543										
18	1800										
20	2057										
23	2315										

Please Note: Visible glass area between bars can vary in size across the same product, depending on product type, size and configuration. We recommend sashes in lieu of any fixed lites for the most consistent aesthetic. Speak to your A&L sales representative to find out more.


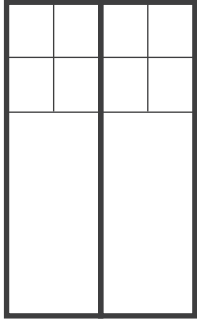
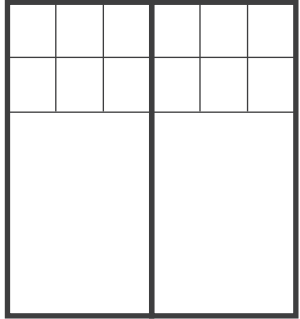
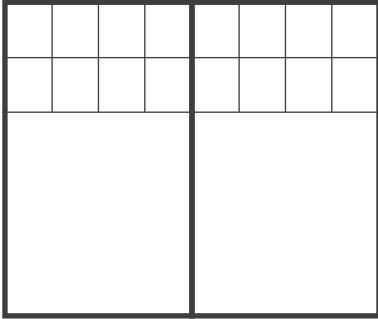
Please Note: Size charts are provided as a guide only, images may not reflect the exact proportions of the product you specify. Images represent the external view of the product and refer to A&L's standard offering for N2 areas. Specific size limitations or alternative options may be applicable for other wind categories or account customer specific ranges. The A&L website Terms of Use apply to this document. JWALNAT0546/0223 February 2023.

Boutique Fixed One Mullion Windows


Lineage Collection – Newport Series

Code Prefix: WAAW Colonial Bar Pattern: Newport

Double

Size Code		06	09	12	15	18	21	24	27	30	36	
	O/A Reveal Size (mm)	610	850	1210	1450	1810	2170	2398	2704	3010	3610	
10	1027											
12	1200											
14	1372											
15	1543											
18	1800											
20	2057											
23	2315											

Please Note: Visible glass area between bars can vary in size across the same product, depending on product type, size and configuration. We recommend sashes in lieu of any fixed lites for the most consistent aesthetic. Speak to your A&L sales representative to find out more.

 Custom size, available upon request



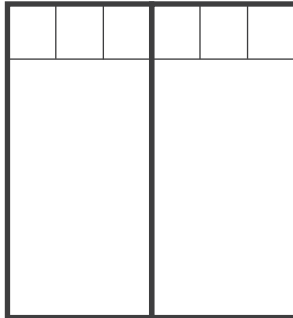
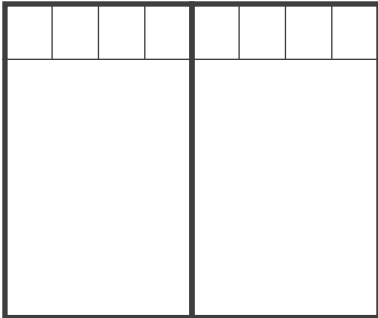
Please Note: Size charts are provided as a guide only, images may not reflect the exact proportions of the product you specify. Images represent the external view of the product and refer to A&L's standard offering for N2 areas. Specific size limitations or alternative options may be applicable for other wind categories or account customer specific ranges. The A&L website Terms of Use apply to this document. JWALNAT0546/0223 February 2023.

Boutique Fixed One Mullion Windows

Lineage Collection – Newport Series

Code Prefix: WAAW Colonial Bar Pattern: Newport

Single

Size Code		06	09	12	15	18	21	24	27	30	36
	O/A Reveal Size (mm)	610	850	1210	1450	1810	2170	2398	2704	3010	3610
09	854										
10	1027										
12	1200										
14	1372										
15	1543										
18	1800										
20	2057										
23	2315										

Please Note: Visible glass area between bars can vary in size across the same product, depending on product type, size and configuration. We recommend sashes in lieu of any fixed lites for the most consistent aesthetic. Speak to your A&L sales representative to find out more.



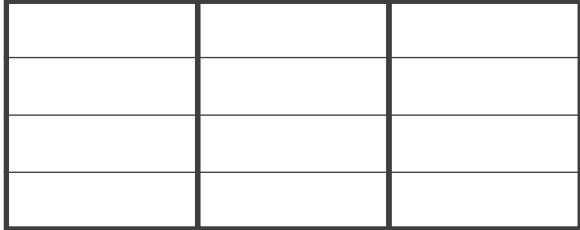
 Custom size, available upon request

Please Note: Size charts are provided as a guide only, images may not reflect the exact proportions of the product you specify. Images represent the external view of the product and refer to A&L's standard offering for N2 areas. Specific size limitations or alternative options may be applicable for other wind categories or account customer specific ranges. The A&L website Terms of Use apply to this document. JWALNAT0546/0223 February 2023.

Boutique Fixed One Mullion Windows

Lineage Collection - Gatsby Series

Code Prefix: WAAW Colonial Bar Pattern: Gatsby

Size Code		06	09	12	15	18	21	24	27	30	36
	O/A Reveal Size (mm)	610	850	1210	1450	1810	2170	2410	2710	3010	3610
05	514										
09	854										
10	1027										
12	1200										
14	1372										
15	1543										
18	1800										
20	2057										
23	2315										



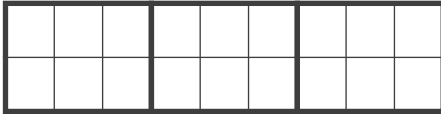


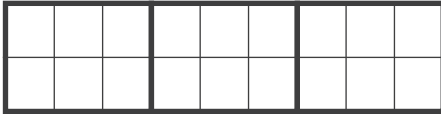
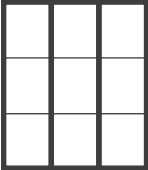


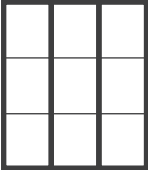


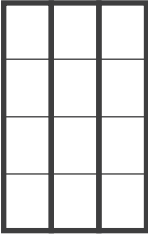
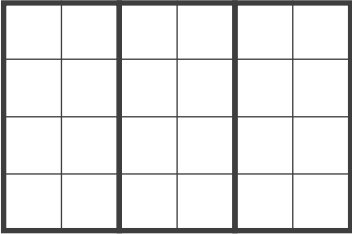

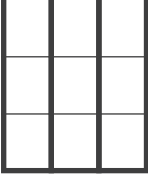
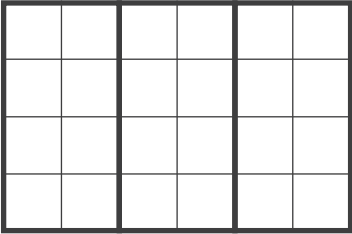

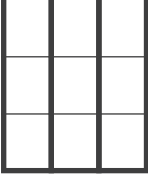
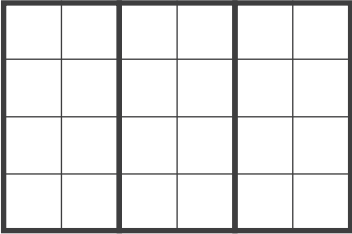

Please Note: Visible glass area between bars can vary in size across the same product, depending on product type, size and configuration. We recommend sashes in lieu of any fixed lites for the most consistent aesthetic. Speak to your A&L sales representative to find out more.

Please Note: Size charts are provided as a guide only, images may not reflect the exact proportions of the product you specify. Images represent the external view of the product and refer to A&L's standard offering for N2 areas. Specific size limitations or alternative options may be applicable for other wind categories or account customer specific ranges. The A&L website Terms of Use apply to this document. JWALNAT0546/0223 February 2023.

Boutique Fixed Two Mullion Windows

Lineage Collection - Loft Series

Code Prefix: WAAW Colonial Bar Pattern: Loft

Size Code		12	15	18	21	24	27	30	36
O/A Reveal Size (mm)		1210	1450	1810	2170	2410	2710	3010	3610
05	514								
09	854								
10	1027								
12	1200								
14	1372								
15	1543								
18	1800								
20	2057								
23	2315								

Please Note: Visible glass area between bars can vary in size across the same product, depending on product type, size and configuration. We recommend sashes in lieu of any fixed lites for the most consistent aesthetic. Speak to your A&L sales representative to find out more.

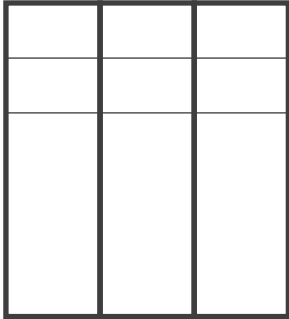
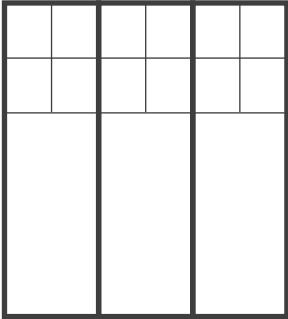
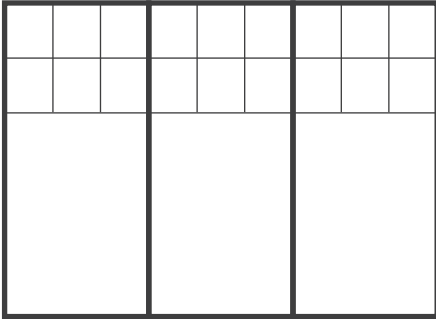
Please Note: Size charts are provided as a guide only, images may not reflect the exact proportions of the product you specify. Images represent the external view of the product and refer to A&L's standard offering for N2 areas. Specific size limitations or alternative options may be applicable for other wind categories or account customer specific ranges. The A&L website Terms of Use apply to this document. JWALNAT0546/0223 February 2023.

Boutique Fixed Two Mullion Windows


Lineage Collection – Newport Series

Code Prefix: WAAW Colonial Bar Pattern: Newport

Double

Size Code		12	15	18	21	24	27	30	36
	O/A Reveal Size (mm)	1210	1450	1810	2170	2398	2704	3010	3610
10	1027								
12	1200								
14	1372								
15	1543								
18	1800								
20	2057								
23	2315								

Please Note: Visible glass area between bars can vary in size across the same product, depending on product type, size and configuration. We recommend sashes in lieu of any fixed lites for the most consistent aesthetic. Speak to your A&L sales representative to find out more.

 Custom size, available upon request

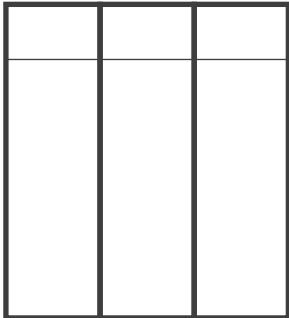
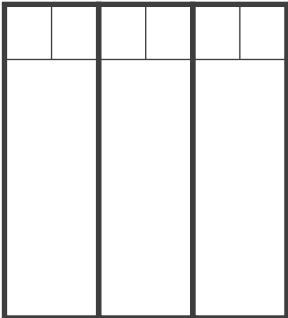
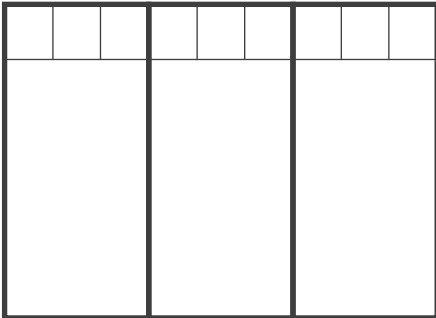
Please Note: Size charts are provided as a guide only, images may not reflect the exact proportions of the product you specify. Images represent the external view of the product and refer to A&L's standard offering for N2 areas. Specific size limitations or alternative options may be applicable for other wind categories or account customer specific ranges. The A&L website Terms of Use apply to this document. JWALNAT0546/0223 February 2023.

Boutique Fixed Two Mullion Windows


Lineage Collection – Newport Series

Code Prefix: WAAW Colonial Bar Pattern: Newport

Single

Size Code		12	15	18	21	24	27	30	36	
	O/A Reveal Size (mm)	1210	1450	1810	2170	2398	2704	3010	3610	
09	854									
10	1027									
12	1200									
14	1372									
15	1543									
18	1800									
20	2057									
23	2315									

Please Note: Visible glass area between bars can vary in size across the same product, depending on product type, size and configuration. We recommend sashes in lieu of any fixed lites for the most consistent aesthetic. Speak to your A&L sales representative to find out more.


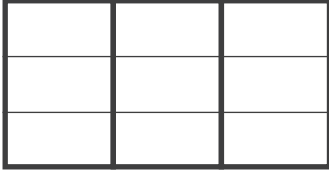
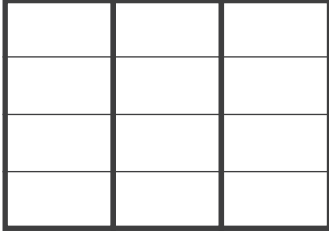
 Custom size, available upon request

Please Note: Size charts are provided as a guide only, images may not reflect the exact proportions of the product you specify. Images represent the external view of the product and refer to A&L's standard offering for N2 areas. Specific size limitations or alternative options may be applicable for other wind categories or account customer specific ranges. The A&L website Terms of Use apply to this document. JWALNAT0546/0223 February 2023.

Boutique Fixed Two Mullion Windows

Lineage Collection - Gatsby Series

Code Prefix: WAAW Colonial Bar Pattern: Gatsby

Size Code		12	15	18	21	24	27	30	36
	O/A Reveal Size (mm)	1210	1450	1810	2170	2410	2710	3010	3610
05	514								
09	854								
10	1027								
12	1200								
14	1372								
15	1543								
18	1800								
20	2057								
23	2315								

Please Note: Visible glass area between bars can vary in size across the same product, depending on product type, size and configuration. We recommend sashes in lieu of any fixed lites for the most consistent aesthetic. Speak to your A&L sales representative to find out more.

Please Note: Size charts are provided as a guide only, images may not reflect the exact proportions of the product you specify. Images represent the external view of the product and refer to A&L's standard offering for N2 areas. Specific size limitations or alternative options may be applicable for other wind categories or account customer specific ranges. The A&L website Terms of Use apply to this document. JWALNAT0546/0223 February 2023.

Boutique Fixed Three Mullion Windows

Lineage Collection - Loft Series

Code Prefix: WAAW Colonial Bar Pattern: Loft

Size Code		18	21	24	27	30	36	
O/A Reveal Size (mm)		1810	2170	2410	2710	3010	3610	
05	514							
09	854							
10	1027							
12	1200							
14	1372							
15	1543							
18	1800							
20	2057							
23	2315							

Please Note: Visible glass area between bars can vary in size across the same product, depending on product type, size and configuration. We recommend sashes in lieu of any fixed lites for the most consistent aesthetic. Speak to your A&L sales representative to find out more.



Please Note: Size charts are provided as a guide only, images may not reflect the exact proportions of the product you specify. Images represent the external view of the product and refer to A&L's standard offering for N2 areas. Specific size limitations or alternative options may be applicable for other wind categories or account customer specific ranges. The A&L website Terms of Use apply to this document. JWALNAT0546/0223 February 2023.

Boutique Fixed Three Mullion Windows

Lineage Collection – Newport Series

Code Prefix: WAAW Colonial Bar Pattern: Newport

Double

Size Code		18	21	24	27	30	36
	O/A Reveal Size (mm)	1810	2170	2398	2704	3010	3610
10	1027						
12	1200						
14	1372						
15	1543						
18	1800						
20	2057						
23	2315						

Please Note: Visible glass area between bars can vary in size across the same product, depending on product type, size and configuration. We recommend sashes in lieu of any fixed lites for the most consistent aesthetic. Speak to your A&L sales representative to find out more.

 Custom size, available upon request

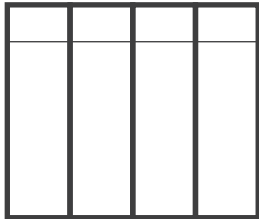
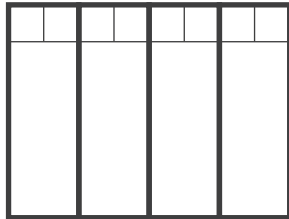
Please Note: Size charts are provided as a guide only, images may not reflect the exact proportions of the product you specify. Images represent the external view of the product and refer to A&L's standard offering for N2 areas. Specific size limitations or alternative options may be applicable for other wind categories or account customer specific ranges. The A&L website Terms of Use apply to this document. JWALNAT0546/0223 February 2023.

Boutique Fixed Three Mullion Windows

Lineage Collection – Newport Series

Code Prefix: WAAW Colonial Bar Pattern: Newport

Single

Size Code		18	21	24	27	30	36
	O/A Reveal Size (mm)	1810	2170	2398	2704	3010	3610
09	854						
10	1027						
12	1200						
14	1372						
15	1543						
18	1800						
20	2057						
23	2315						

Please Note: Visible glass area between bars can vary in size across the same product, depending on product type, size and configuration. We recommend sashes in lieu of any fixed lites for the most consistent aesthetic. Speak to your A&L sales representative to find out more.


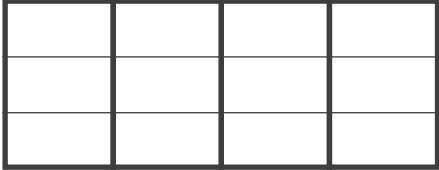
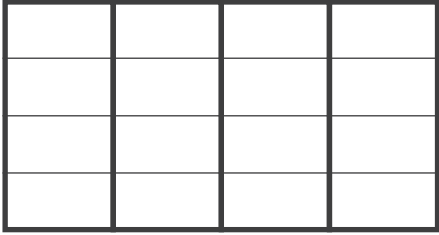
 Custom size, available upon request

Please Note: Size charts are provided as a guide only, images may not reflect the exact proportions of the product you specify. Images represent the external view of the product and refer to A&L's standard offering for N2 areas. Specific size limitations or alternative options may be applicable for other wind categories or account customer specific ranges. The A&L website Terms of Use apply to this document. JWALNAT0546/0223 February 2023.

Boutique Fixed Three Mullion Windows

Lineage Collection – Gatsby Series

Code Prefix: WAAW Colonial Bar Pattern: Gatsby

Size Code		12	15	18	21	24	27	30	36
	O/A Reveal Size (mm)	1210	1450	1810	2170	2410	2710	3010	3610
05	514								
09	854								
10	1027								
12	1200								
14	1372								
15	1543								
18	1800								
20	2057								
23	2315								

Please Note: Visible glass area between bars can vary in size across the same product, depending on product type, size and configuration. We recommend sashes in lieu of any fixed lites for the most consistent aesthetic. Speak to your A&L sales representative to find out more.

Please Note: Size charts are provided as a guide only, images may not reflect the exact proportions of the product you specify. Images represent the external view of the product and refer to A&L's standard offering for N2 areas. Specific size limitations or alternative options may be applicable for other wind categories or account customer specific ranges. The A&L website Terms of Use apply to this document. JWALNAT0546/0223 February 2023.