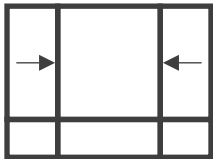


Code Prefix: WASL

Size Code	O/A Reveal Size (mm)	06	09	12	15	18	21	24	18	21	24	27	30
05	514												
09	854												
10	1027												
12	1200												
14	1372												
15	1543												
18	1800												
20	2057												
21	2110												
23	2315												
24	2368												

- 2 Panel Available (STD) Sliding Left to Right, (REV) Sliding Right to Left, or (FXD) All Fixed Panels
- 2 Panel Wide with Transom and Low Light Available (3S) 2 Panels above Sliding Left to Right, (3R) 2 Panels above Sliding Right to Left, or (3F) All Fixed Panels
- 3 Panel Wide Available (STD) Equal Panels, (QHQ) Quarter/Half/Quarter, (SSS) Set Sash Size (sash width selected from standard sizes), or (FXD) All Fixed Panels (standard config. only)

QHQ Option:



**Available in QLD & Nth NSW Only**

See separate chart for Double Glazed Sliding Window sizes

**Please Note:** Size charts are provided as a guide only, images may not reflect the exact proportions of the product you specify. Images represent the external view of the product and refer to A&L's standard offering for N2 areas. Specific size limitations or alternative options may be applicable for other wind categories or account customer specific ranges. The A&L website Terms of Use apply to this document. JWALNAT0546/0223 February 2023.

# Standard Sliding Windows

Code Prefix: WASL

Code Prefix: WASL Suite: BP

Size Code		03	06	09	12	15	18
	O/A Reveal Size (mm)	330	610	850	1210	1450	1810
05	514						
09	854						
10	1027						
12	1200						
14	1372						
15	1543						
18	1800						
20	2057						
21	2110						
23	2315						
24	2368						

15	18	21	24	27	30
1450	1810	2170	2410	2710	3010

- Single Panel Available as Fixed Only
- 4 Panel Wide Available (STD) All Equal Panels, or (FXD) All Fixed Panels

 Not Available

 Available in QLD & Nth NSW Only

See separate chart for Double Glazed Sliding Window sizes

# Sliding Windows


## Lineage Collection - Newport Series

Code Prefix: WASL Colonial Bar Pattern: Newport

### Double

Size Code		03	06	09	12	15	18	21	24	27
O/A Reveal Size (mm)		330 (Fixed Only)	610	850	1210	1450	1810	2170	2398	2704
10	1027									
12	1200									
14	1372									
15	1543									
18	1800									
20	2057									
23	2315									

**Please Note:** Visible glass area between bars can vary in size across the same product, depending on product type, size and configuration. We recommend sashes in lieu of any fixed lites for the most consistent aesthetic. Speak to your A&L sales representative to find out more.

 Custom size, available upon request

**Please Note:** Size charts are provided as a guide only, images may not reflect the exact proportions of the product you specify. Images represent the external view of the product and refer to A&L's standard offering for N2 areas. Specific size limitations or alternative options may be applicable for other wind categories or account customer specific ranges. The A&L website Terms of Use apply to this document. JWALNAT0546/0223 February 2023.

# Sliding Windows

## Lineage Collection - Newport Series

Code Prefix: WASL Colonial Bar Pattern: Newport

### Single

Size Code		03	06	09	12	15	18	21	24	27
O/A Reveal Size (mm)		330 (Fixed Only)	610	850	1210	1450	1810	2170	2398	2704
09	854									
10	1027									
12	1200									
14	1372									
15	1543									
18	1800									
20	2057									
23	2315									

**Please Note:** Visible glass area between bars can vary in size across the same product, depending on product type, size and configuration. We recommend sashes in lieu of any fixed lites for the most consistent aesthetic. Speak to your A&L sales representative to find out more.


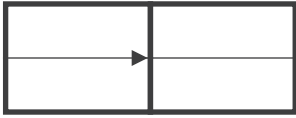


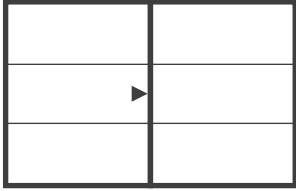
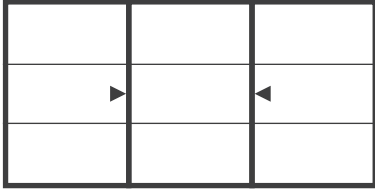

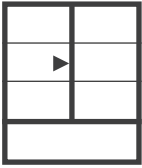

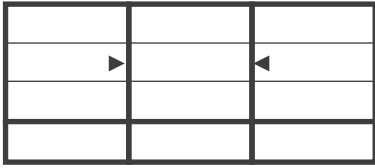

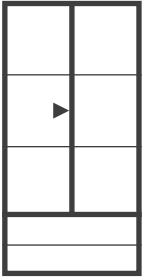
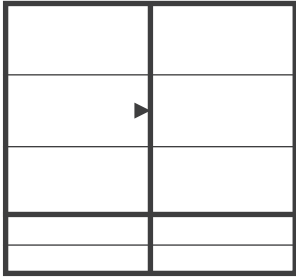
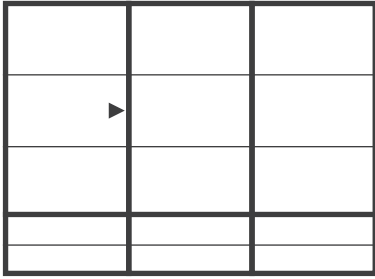




 Custom size, available upon request

**Please Note:** Size charts are provided as a guide only, images may not reflect the exact proportions of the product you specify. Images represent the external view of the product and refer to A&L's standard offering for N2 areas. Specific size limitations or alternative options may be applicable for other wind categories or account customer specific ranges. The A&L website Terms of Use apply to this document. JWALNAT0546/0223 February 2023.

# Sliding Windows

## Lineage Collection - Gatsby Series

Code Prefix: WASL Colonial Bar Pattern: Gatsby

Size Code		03	06	09	12	15	18	21	24	27
O/A Reveal Size (mm)		330 (Fixed Only)	610	850	1210	1450	1810	2170	2398	2704
05	514									
09	854									
10	1027									
12	1200									
14	1372									
15	1543									
18	1800									
20	2057									
23	2315									

**Please Note:** Visible glass area between bars can vary in size across the same product, depending on product type, size and configuration. We recommend sashes in lieu of any fixed lites for the most consistent aesthetic. Speak to your A&L sales representative to find out more.

**Please Note:** Size charts are provided as a guide only, images may not reflect the exact proportions of the product you specify. Images represent the external view of the product and refer to A&L's standard offering for N2 areas. Specific size limitations or alternative options may be applicable for other wind categories or account customer specific ranges. The A&L website Terms of Use apply to this document. JWALNAT0546/0223 February 2023.

# Sliding Windows

## Lineage Collection - Loft Series

Code Prefix: WASL Colonial Bar Pattern: Loft

Size Code		03	06	09	12	15	18	21	24	27
	O/A Reveal Size (mm)	330 (Fixed Only)	610	850	1210	1450	1810	2170	2398	2704
05	514									
09	854									
10	1027									
12	1200									
14	1372									
15	1543									
18	1800									
20	2057									
23	2315									

**Please Note:** Visible glass area between bars can vary in size across the same product, depending on product type, size and configuration. We recommend sashes in lieu of any fixed lites for the most consistent aesthetic. Speak to your A&L sales representative to find out more.

**Please Note:** Size charts are provided as a guide only, images may not reflect the exact proportions of the product you specify. Images represent the external view of the product and refer to A&L's standard offering for N2 areas. Specific size limitations or alternative options may be applicable for other wind categories or account customer specific ranges. The A&L website Terms of Use apply to this document. JWALNAT0546/0223 February 2023.